


QUARTERLY PHYSICAL REPORT OF OPERATION
As of June 30, 2023


Department : State Universities and Colleges (SUCs)
Agency/Entity : Batangas State University
Operating Unit : < not applicable >
Organization Code : 08 038 000000

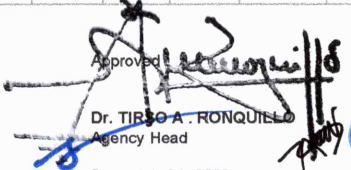
Particulars	UACS CODE	Physical Target (Budget Year)					Physical Accomplishment (Budget Year)					variance as of June 30, 2023	Remarks
		1st Quarter	2nd Quarter	3rd Quarter	4th Quarter	Total	1st Quarter	2nd Quarter	3rd Quarter	4th Quarter	Total		
1	2	3	4	5	6	7	8	9	10	11	12	13	14
HIGHER EDUCATION PROGRAM	31010000												
OO : Relevant and quality tertiary education ensured to achieve inclusive growth and access of poor but deserving students to quality tertiary education increased													
Outcome Indicators													
1. Percentage of first-time licensure exam takers that pass the licensure exams		70.00%	68.00%	69.00%	69.00%	69.00%	74.24% (585/788)	67.63% (234/346)			72.22% (819/1,134)	-0.37%	
2. Percentage of graduates (2 years prior) that are employed		N/A	N/A	N/A	90.00%	90.00%	N/A	N/A			N/A	N/A	Target is set in 3rd Quarter
Output Indicators													
1. Percentage of undergraduate students enrolled in CHED-identified and RDC-identified priority programs		N/A	N/A	79.22%	N/A	79.22%	N/A	N/A			N/A	N/A	Target is set in 3rd Quarter
2. Percentage of undergraduate programs with accreditation		N/A	N/A	N/A	98.00%	98.00%	N/A	N/A			N/A	N/A	Target is set in 4th Quarter As of 2nd Quarter, 78 out of 79 accreditable programs are accredited or 98.73%
ADVANCED EDUCATION PROGRAM	32010000												
OO : Higher education research improved to promote economic productivity and innovation													
Outcome Indicator													
1. Percentage of graduate school faculty engaged in research work applied in any of the following: a. pursuing advanced research degree programs (Ph.D) or b. actively pursuing within the last three (3) years (investigative research, basic and applied scientific research, policy research, social science research) or c. producing technologies for commercialization or livelihood improvement or d. whose research work resulted in an extension program		15.00%	N/A	11.00%	N/A	26.00%	39.29% (44/112)	N/A			39.29% (44/112)	N/A	Next target is set in 3rd Quarter 44 out of 112 faculty members in the graduate school are engaged in research work representing 39.29%
Output Indicators													
1. Percentage of graduate students enrolled in research degree programs		N/A	N/A	76.00%	N/A	76.00%	N/A	N/A			N/A	N/A	Target is set in 3rd Quarter 1,434 out 1,557 Graduate School students are enrolled in research degree program last Second Semester AY 2022-2023 representing 92.10%
2. Percentage of accredited graduate programs		N/A	N/A	N/A	95.00%	95.00%	N/A	N/A			N/A	N/A	Target is set in 4th Quarter 20 out of 21 accreditable programs are accredited or 95.24%
RESEARCH PROGRAM	32020000 000000												
OO : Higher education research improved to promote economic productivity and innovation													
Outcome Indicator													
1. Number of research outputs in the last three years utilized by the industry or by other beneficiaries		8	5	5	3	21	8	5			13	0	The target for this quarter was already achieved through collaborations with partner agencies/beneficiaries
Output Indicators													
1. Number of research outputs completed within the year		5	5	4	4	18	8	10			18	5	The target was achieved through implementation of research programs and strategies to further promote research and development in the university; Accomplishment is 100% above the target for this quarter

Department : State Universities and Colleges (SUCs)
 Agency/Entity : Batangas State University
 Operating Unit : < not applicable >
 Organization Code : 08 038 0000000

Particulars	UACS CODE	Physical Target (Budget Year)					Physical Accomplishment (Budget Year)					Variance as of June 30,	Remarks
		1st Quarter	2nd Quarter	3rd Quarter	4th Quarter	Total	1st Quarter	2nd Quarter	3rd Quarter	4th Quarter	Total		
1	2	3	4	5	6	7	8	9	10	11	12	13	14
2. Percentage of research outputs published in internationally-refereed or CHED recognized journal within the year		2.5%	2.5%	2.5%	2.5%	10.00%	13.85% (9/65)	9.23% (6/65)			23.08% (15/65)	6.73%	Six (6) research articles published in Scopus and/or Web of Science-Indexed journals have been documented out of sixty-five (65) funded research projects Accomplishment is 6.73% above the target for this quarter
TECHNICAL ADVISORY EXTENSION PROGRAM	33010000												
OO : Community engagement increased Outcome Indicator													
1. Number of active partnerships with LGUs, industries, NGOs, NGAs, SMEs, and other stakeholders as a result of extension activities		47	35	17	17	116	80	49			129	14	Accomplishment is 40.00% above the target for this quarter
Output Indicators													
1. Number of trainees weighted by the length of training		1,438	3,834	1,438	2,876	9,586	1,992.50	4,184.75			6,177.25	350.75	Accomplishment is 9.15% above the target for this quarter
2. Number of extension programs organized and supported consistent with the SUC's mandated and priority programs		51	135	51	102	339	82	165			247	30	Accomplishment is 22.22% above the target for this quarter
3. Percentage of beneficiaries who rate the training course/s as satisfactory or higher in terms of quality and relevance		96.00%	96.00%	96.00%	96.00%	96.00%	100.00% (2,078/2,078)	99.98% (4,055/4,056)			99.99%	3.98%	Accomplishment is 4.15% above the target for this quarter

Prepared by:

 Atty. NOEL ALBERTO S. OMANDAP
 OIC-Planning Officer
 Date: July 21, 2023

In coordination with:

 Mr. ROMEO L. RAMOS
 Budget Officer
 Date: July 21, 2023

Approved:

 Dr. TIRSO A. RONQUILO
 Agency Head
 Date: July 21, 2023